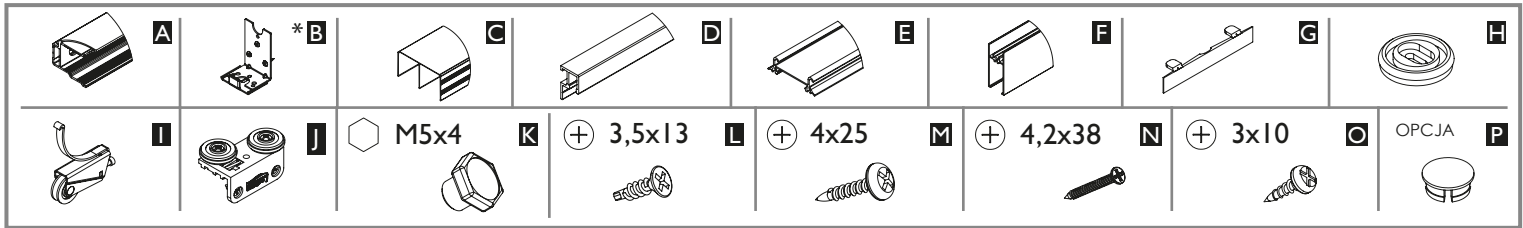
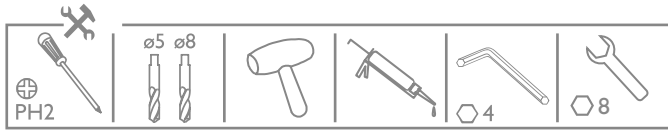


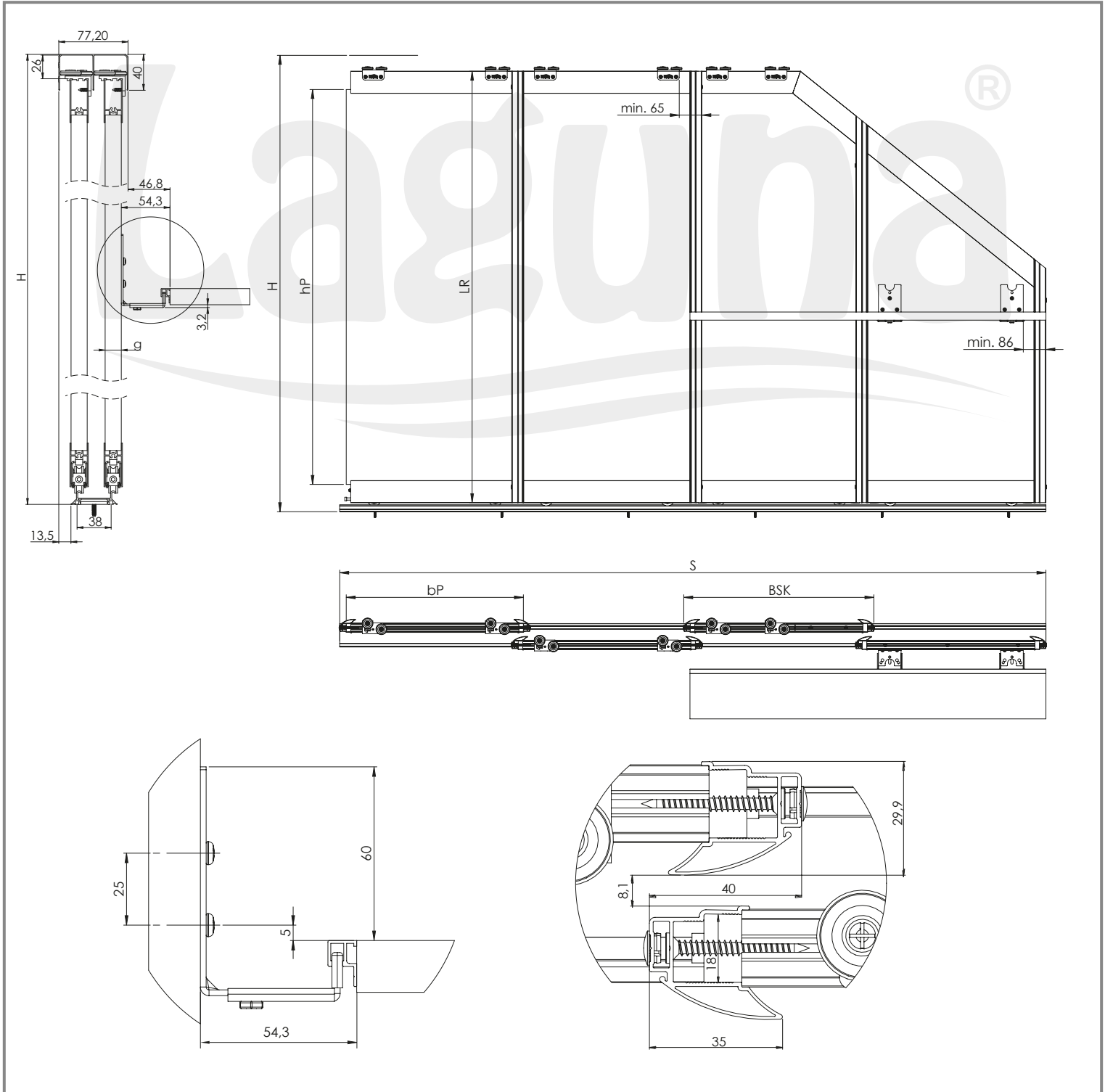
# MULTIOMEGA - SLOPING NA TORZE GAMA/LOWER TRACK GAMA

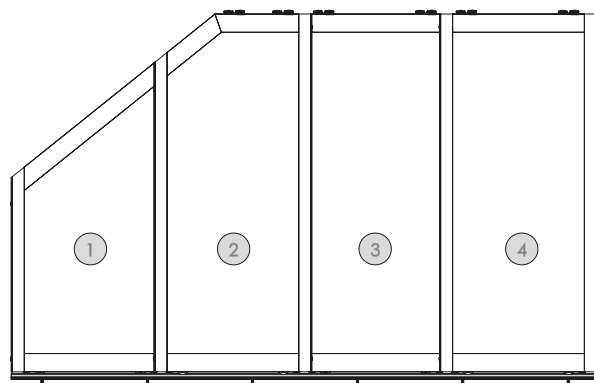
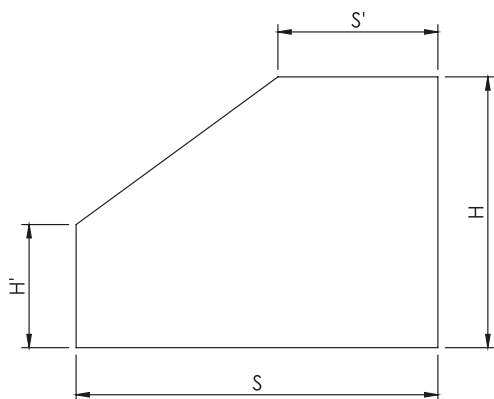
50  
kg

PLYTA | BOARD 18 mm



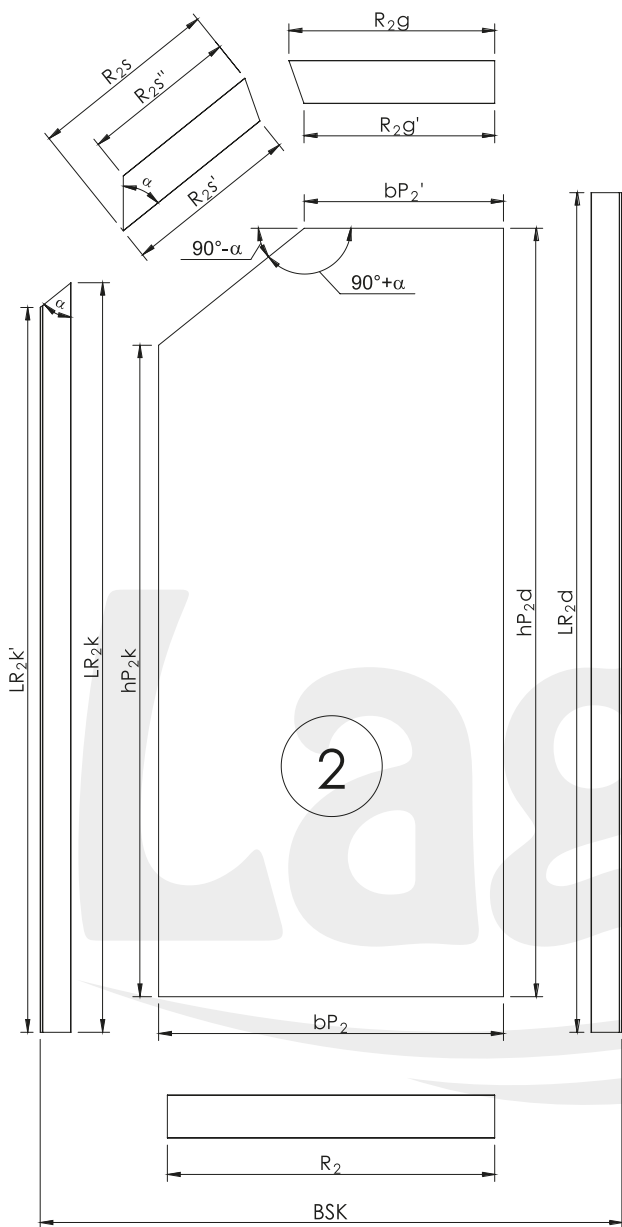
\*W miejscu mocowania prowadnika AOW-030 należy zawsze stosować płytę.  
\*Always use board at the mounting place of the AOW-030 guide.



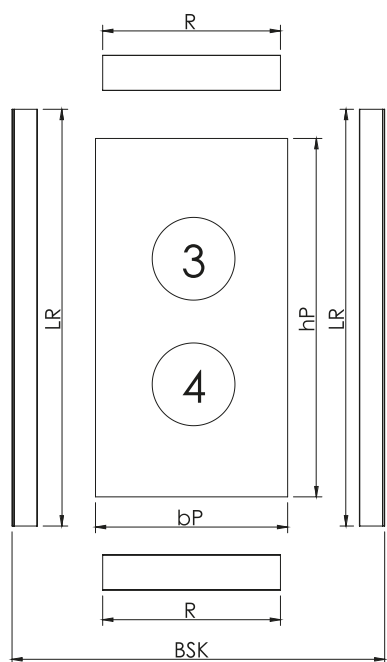


	Kąt ostry pomiędzy pionem a skosem ściany $\alpha$ [°] Acute angle between the vertical and slant wall $\alpha$ [°]	$\alpha = \arctg \frac{S-S'}{H-H'} \cdot \frac{180}{\pi}$
	Długość szyny LS [mm] Rail length [mm]	$LS = S$
	Długość toru LT [mm] Track length [mm]	$LT = S'$
		$LT' = LT - \frac{40}{\text{tg}((90+\alpha)/2)}$
		$LTs'' = \frac{H-H'}{\cos \alpha}$
		$LTs = LTs'' + 40 \cdot \text{tg}(90-\alpha)$
$LTs' = LTs - \frac{40}{\text{tg}((90+\alpha)/2)}$		

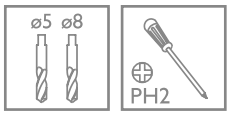
	Szerokość skrzydła BSK [mm] Width of door leaf [mm]	$BSK = \frac{S+120}{4}$
	Kąt ostry pomiędzy pionem a skosem ściany $\alpha$ [°] Acute angle between the vertical and slant wall $\alpha$ [°]	$\alpha = \arctg \frac{S-S'}{H-H'} \cdot \frac{180}{\pi}$
	Długość rączki LR <sub>1</sub> [mm] Length of handle [mm]	$LR_{1,k}' = H' - 47$
		$LR_{1,k} = LR_{1,k}' + \frac{35}{\text{tg} \alpha}$
		$LR_{1,d} = LR_{1,k}' + BSK \cdot \text{tg}(90-\alpha)$
		$LR_{1,d}' = LR_{1,d} - \frac{35}{\text{tg} \alpha}$
	Długość ramiaka R <sub>1</sub> [mm] Length of vertical profile [mm]	$R_1 = BSK - 48,6$
		$R_{1,s}' = \frac{R_1}{\cos(90-\alpha)}$
		$R_{1,s} = R_{1,s}' + \frac{48,8}{\text{tg} \alpha}$
	Szerokość płyty bP <sub>1</sub> [mm] Board width [mm]	$bP_1 = BSK - 28,7$
Wysokość płyty hP <sub>1</sub> [mm] Board height [mm]	$hP_{1,k} = LR_{1,k} - \frac{20,7}{\text{tg} \alpha} - \frac{40,4}{\cos(90-\alpha)} - 40,4$	
	$hP_{1,d} = LR_{1,d}' + \frac{20,7}{\text{tg} \alpha} - \frac{40,4}{\cos(90-\alpha)} - 40,4$	



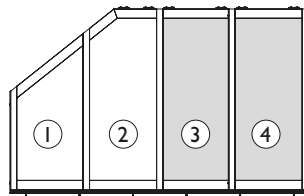
Szerokość skrzydła BSK [mm] Width of door leaf [mm]	$BSK = \frac{S+120}{4}$
Kąt ostry pomiędzy pionem a skosem ściany $\alpha$ [°] Acute angle between the vertical and slant wall $\alpha$ [°]	$\alpha = \arctg \frac{S-S'}{H-H'} \cdot \frac{180}{\pi}$
Długość rączki LR <sub>2</sub> [mm] Length of handle [mm]	$LR_{2d} = H - 47$
	$LR_{2k}' = LR_{1d} - 40 \cdot \text{tg}(90-\alpha)$
	$LR_{2k} = 35 \cdot \text{tg}(90-\alpha) + LR_{2k}'$
Długość ramiaka R <sub>2</sub> [mm] Length of vertical profile [mm]	$R_{2g} = BSK - (LR_{2d} - LR_{2k}') \cdot \text{tg} \alpha - 24,3$
	$R_{2g}' = R_{2g} - \frac{48,8}{\text{tg}((90+\alpha)/2)}$
	$R_{2s}'' = \frac{LR_{2d} - LR_{2k}'}{\cos \alpha} - \frac{24,3}{\cos(90-\alpha)}$
	$R_{2s} = R_{2s}'' + 48,8 \cdot \text{tg}(90-\alpha)$
	$R_{2s}' = R_{2s} - \frac{48,8}{\text{tg}((90+\alpha)/2)}$
	$R_2 = BSK - 48,6$
Szerokość płyty bP <sub>2</sub> [mm] Board width [mm]	$bP_2 = BSK - 28,7$
	$bP_2' = 10 + R_{2g} - \frac{40,4}{\text{tg}((90+\alpha)/2)}$
Wysokość płyty hP <sub>2</sub> [mm] Board height [mm]	$hP_{2d} = H - 128$
	$hP_{2k} = hP_{2d} - \frac{bP_2 - bP_2'}{\text{tg} \alpha}$



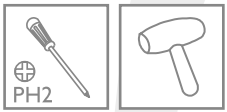
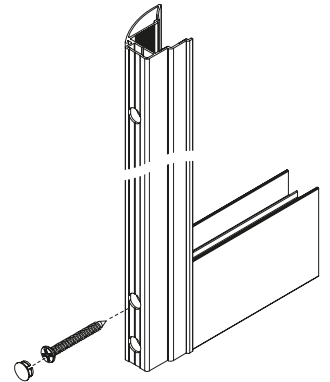
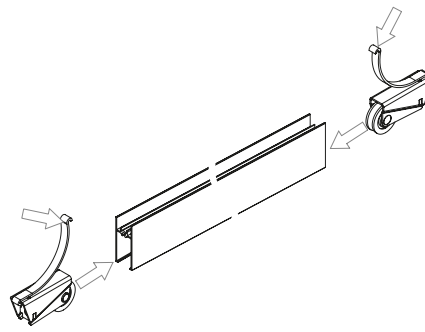
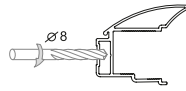
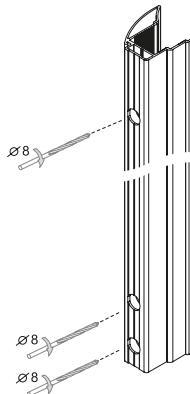
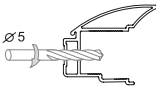
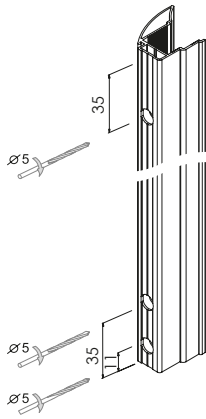
Szerokość skrzydła BSK [mm] Width of door leaf [mm]	$BSK = \frac{S+120}{4}$
Długość rączki LR [mm] Length of handle [mm]	$LR = H - 47$
Długość ramiaka R [mm] Length of vertical profile [mm]	$R = BSK - 48,6$
Szerokość płyty bP [mm] Board width [mm]	$bP = BSK - 28,7$
Wysokość płyty hP [mm] Board height [mm]	$hP = H - 128$



A, F, I, N, P

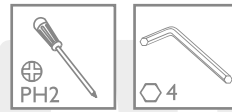
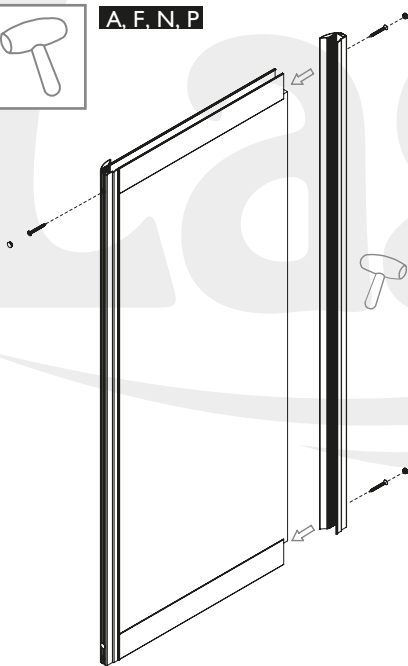


1



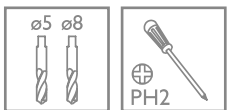
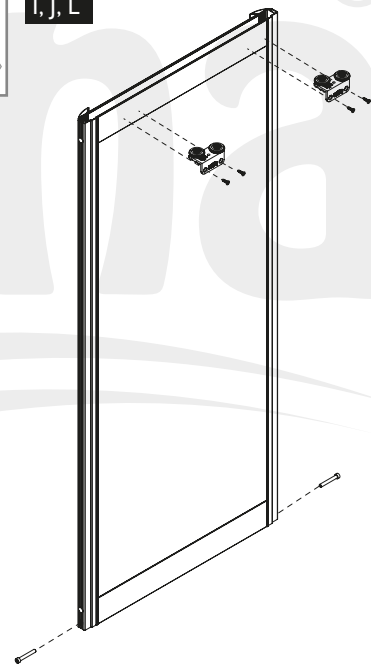
A, F, N, P

2

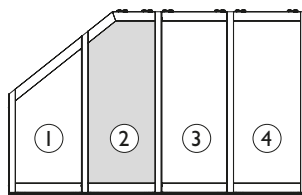


I, J, L

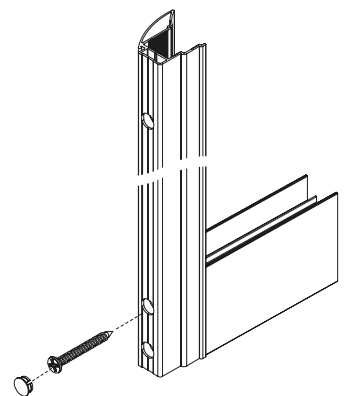
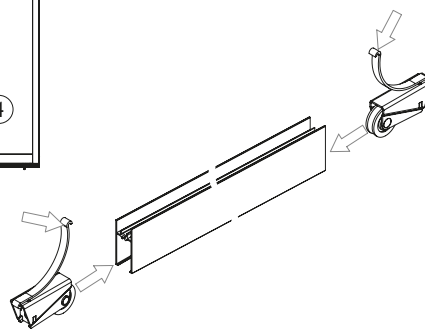
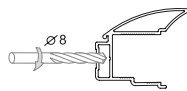
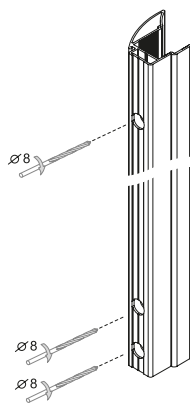
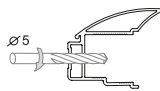
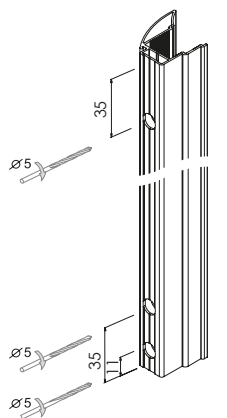
3

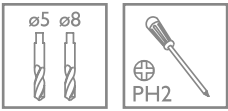


A, F, I, N, P

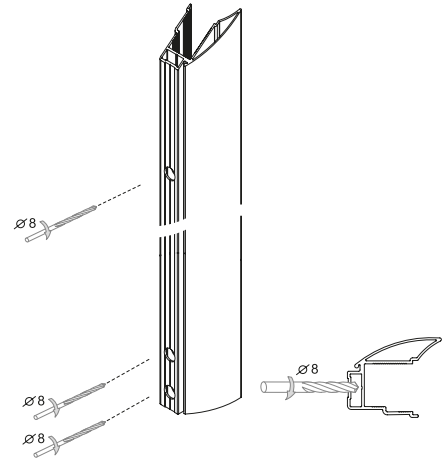
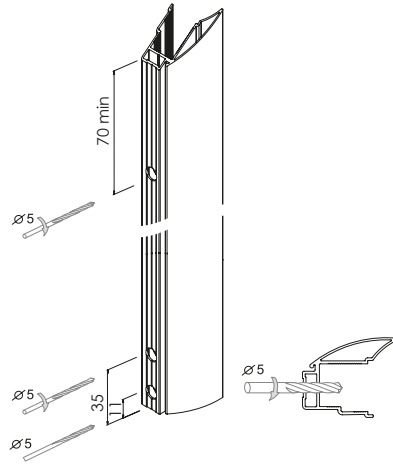


4

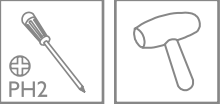




**A**

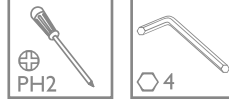
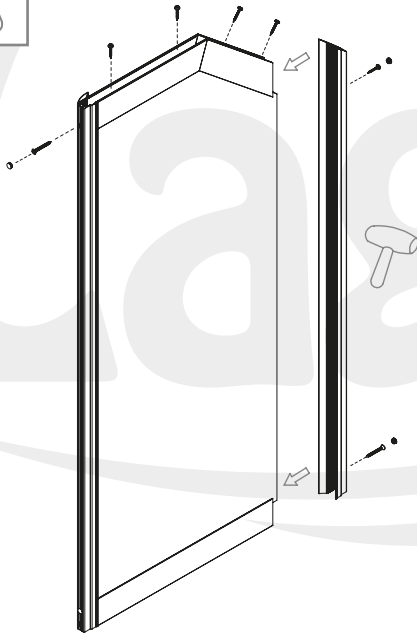


**5**



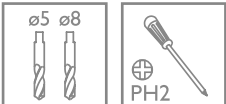
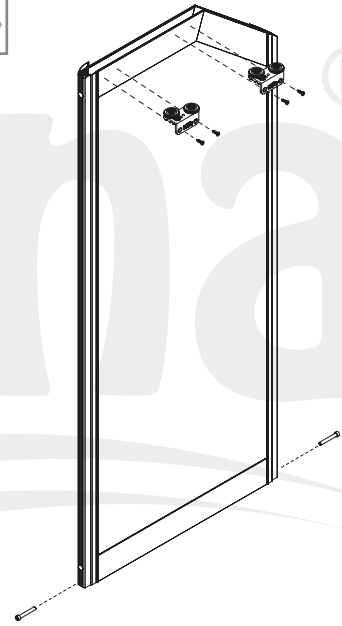
**A, F, M, P**

**6**



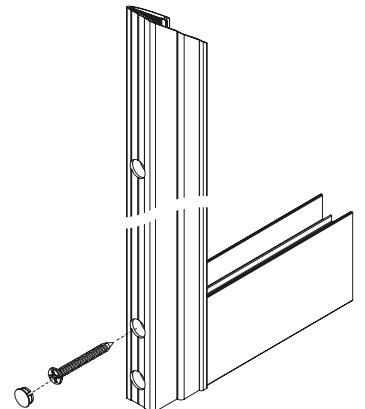
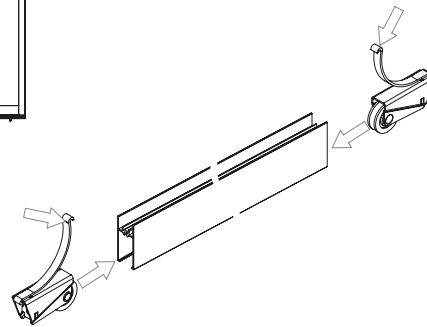
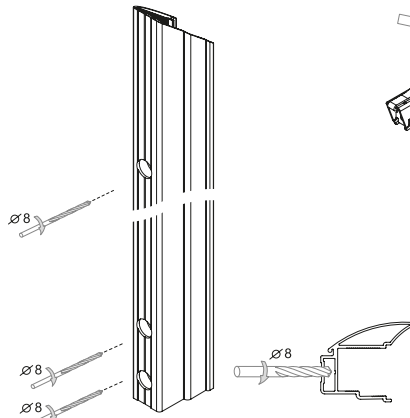
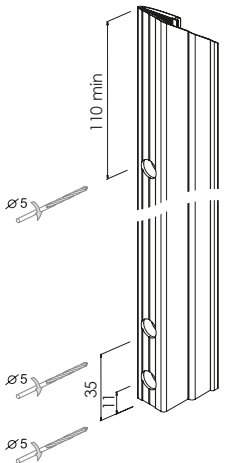
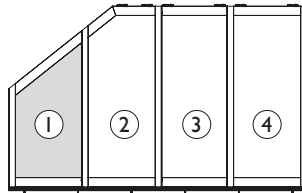
**I, J, L**

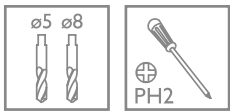
**7**



**A, F, I, N, P**

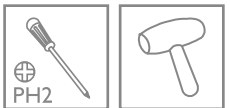
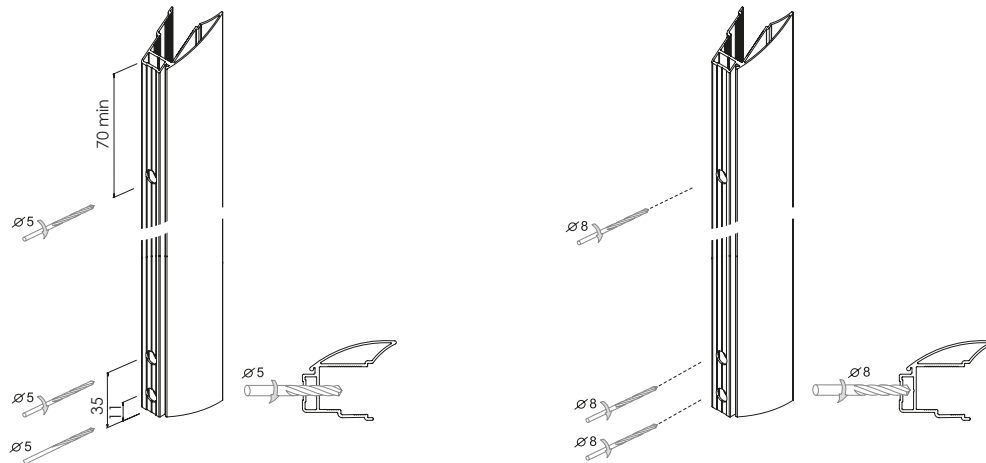
**8**





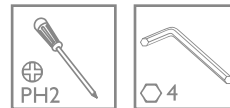
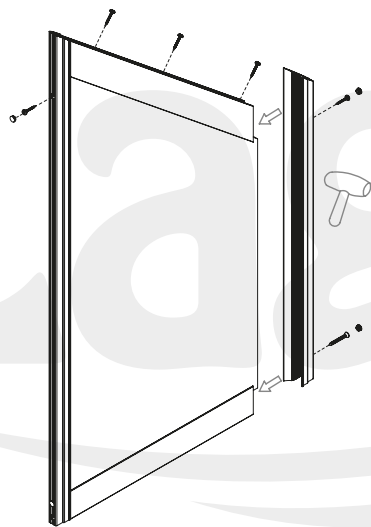
**A**

**9**



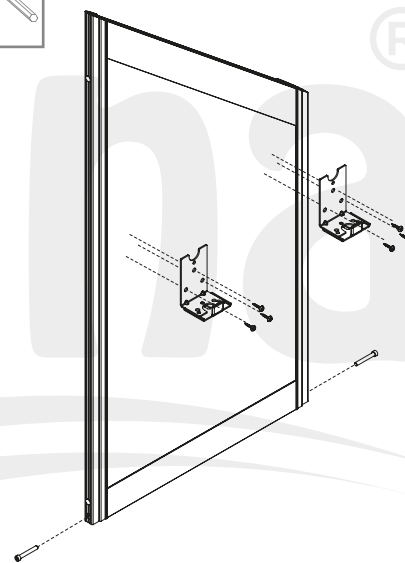
**A, F, M, P**

**10**



**B, I, O**

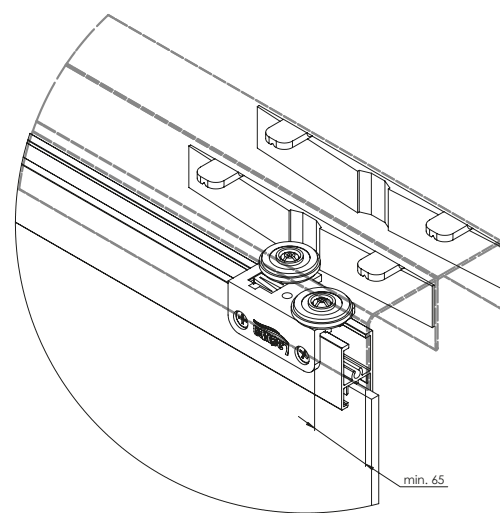
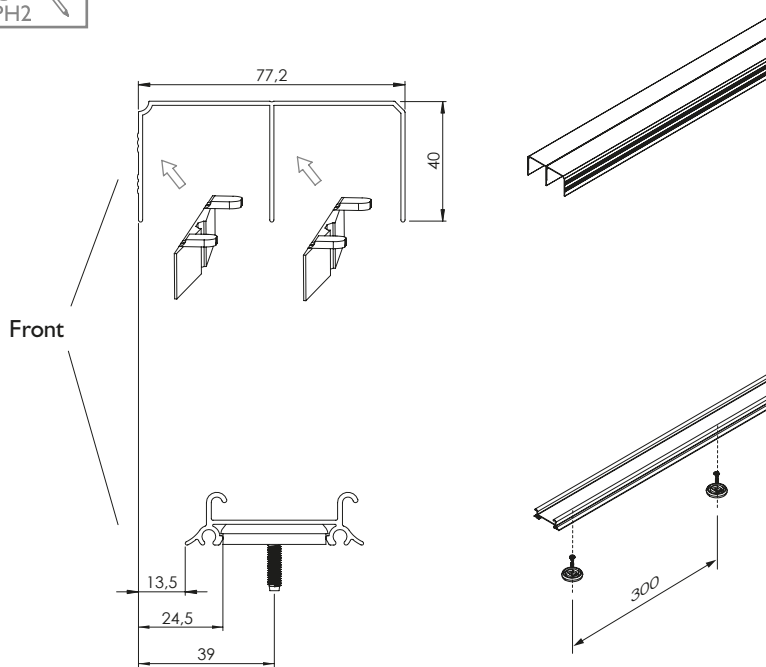
**11**

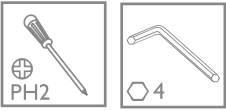


**C, D, G, H**

**12.1**

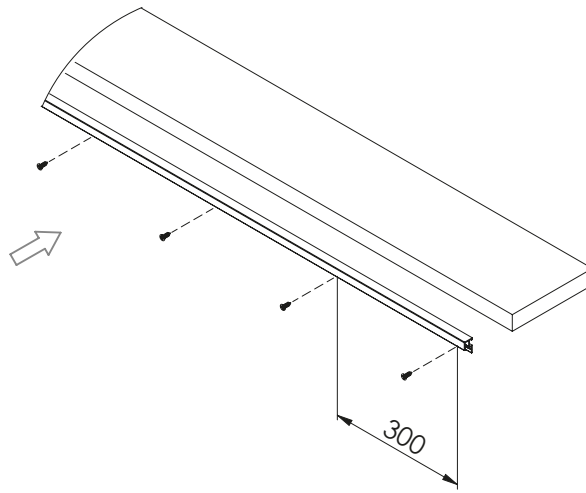
**12.2**



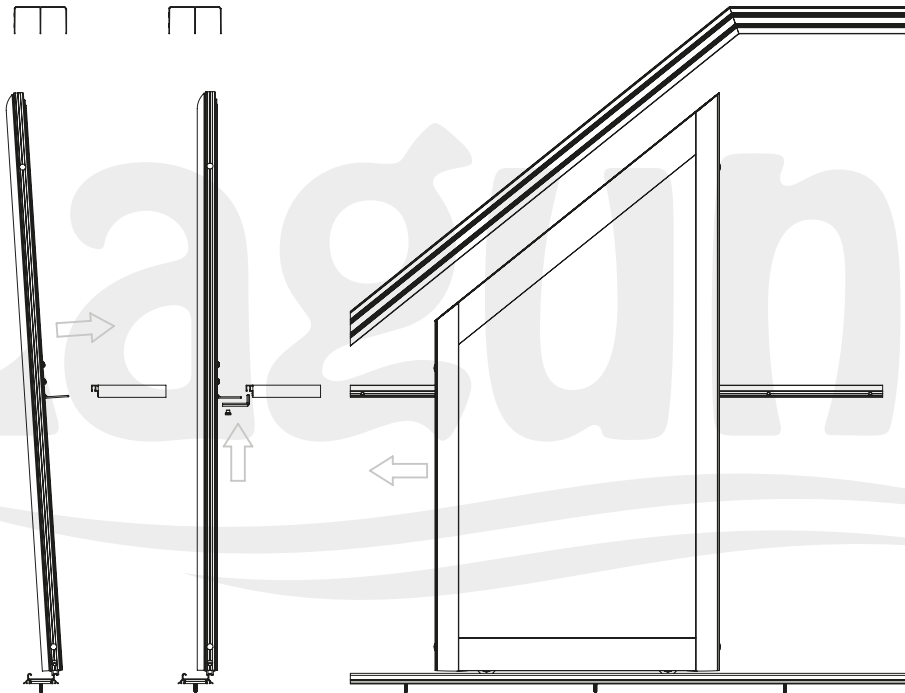


D.O

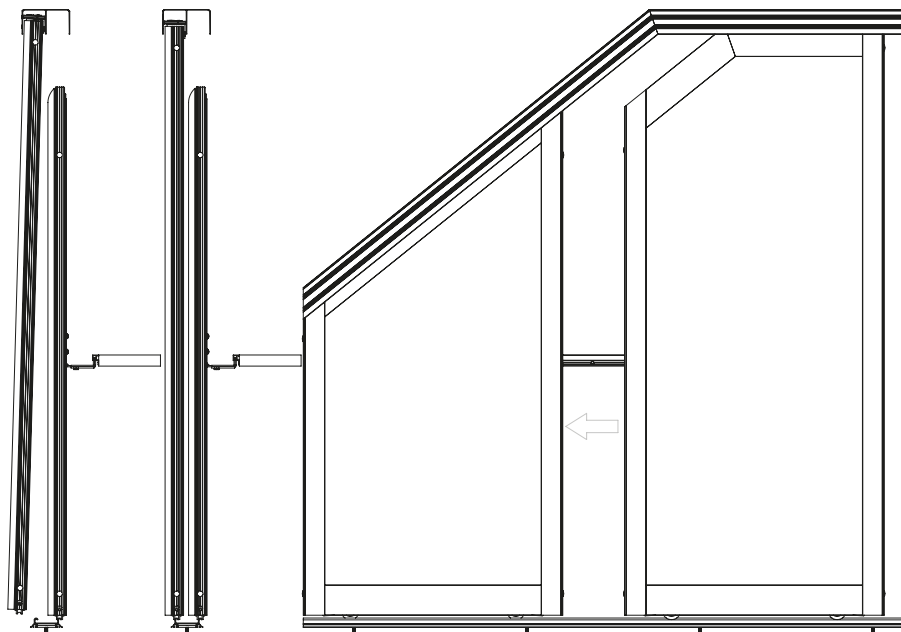
13

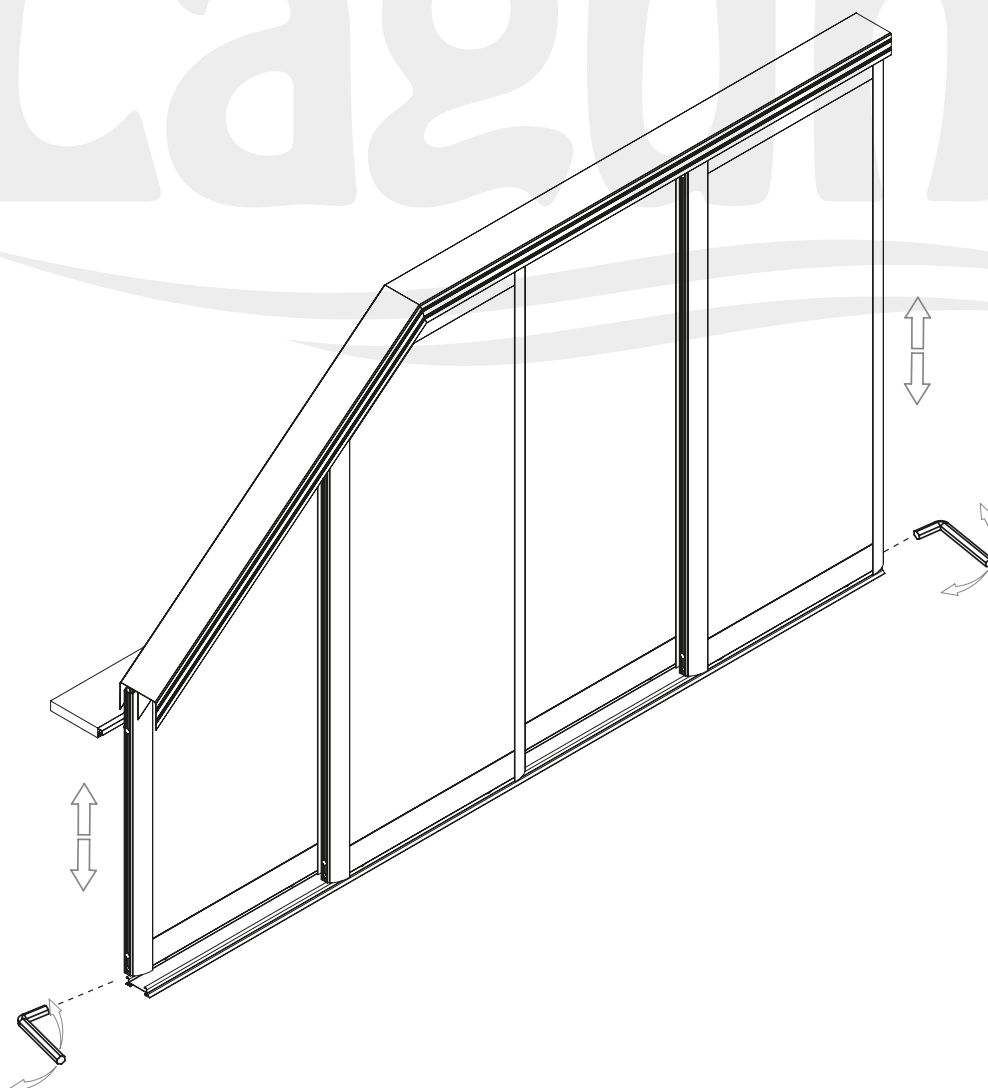
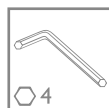
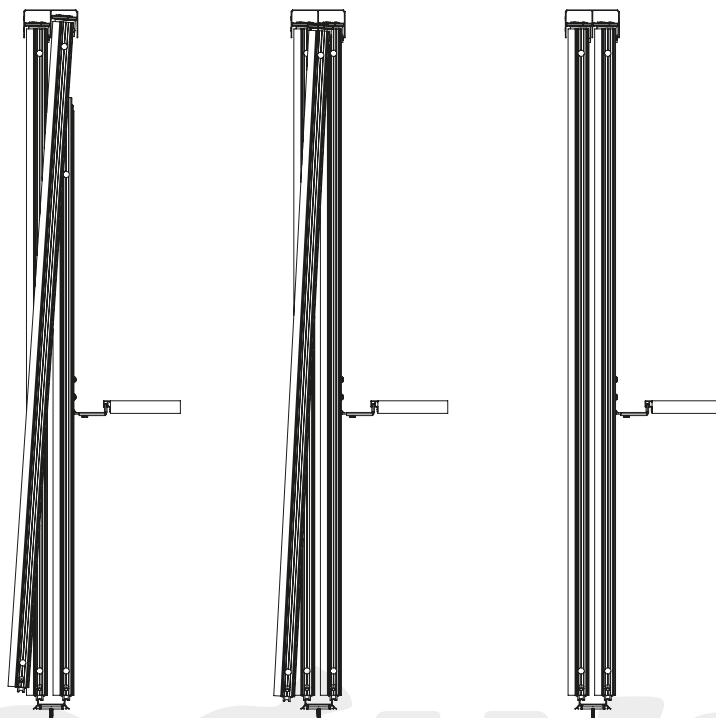


14



15





Zaleca się postępowanie zgodnie z niniejszą instrukcją przy użyciu odpowiednich narzędzi, zgodnych ze wskazaniami. W przypadku elementów, których powierzchnia może być ostra należy stosować środki ochrony indywidualnej oraz zabezpieczenie obszaru pracy. Firma Laguna Fabryka Okuć Sp. z o.o. Sp. k. uchyliła się od odpowiedzialności za działania wynikające z postępowania niezgodnego z niniejszą instrukcją.

*It is recommended that you follow these instructions using the appropriate tools as indicated. In the case of elements whose surface can be sharp, use personal protective equipment and work area protection. The company Laguna Hardware Factory Limited Liability Limited Partnership refrains from liability for actions resulting from conduct incompatible with this instruction.*